




Installation Instructions

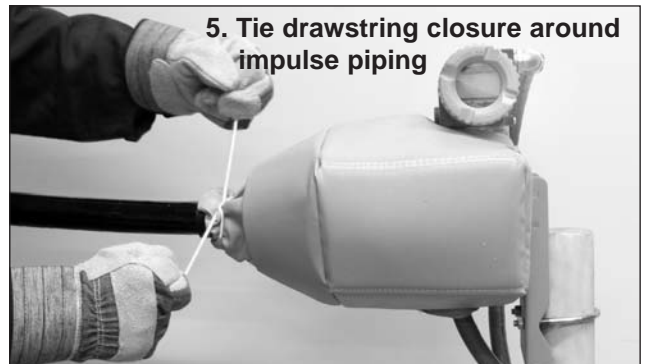
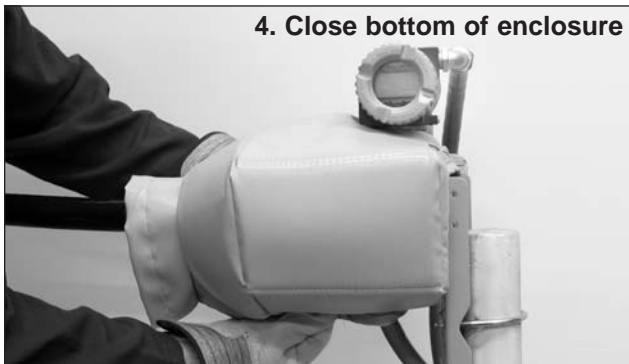


With drawstring closure towards impulse connections and Velcro closures on the back and bottom, fit the opening in the top of the enclosure around the transmitter secondary.

Note: Some flexible Heatpak designs have a top flap that will allow the unit to accommodate different transmitters. Choose the opening that best suits your transmitter.



Depending upon transmitter and enclosure design, the back closure flap may enclose part of the mounting hardware including manifold mounting. Choose the opening that best suits the desired installation and position flaps to close all unused openings.



VELCRO is a registered trademark owned by VELCRO USA INC.