


T-Series Enclosure Heater



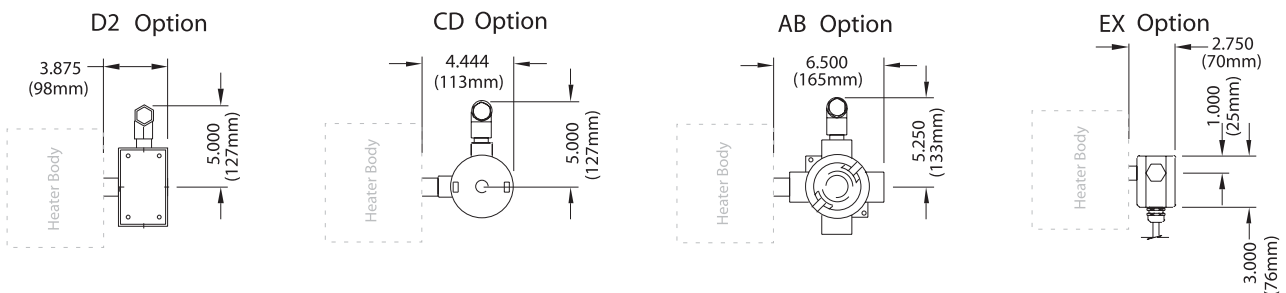
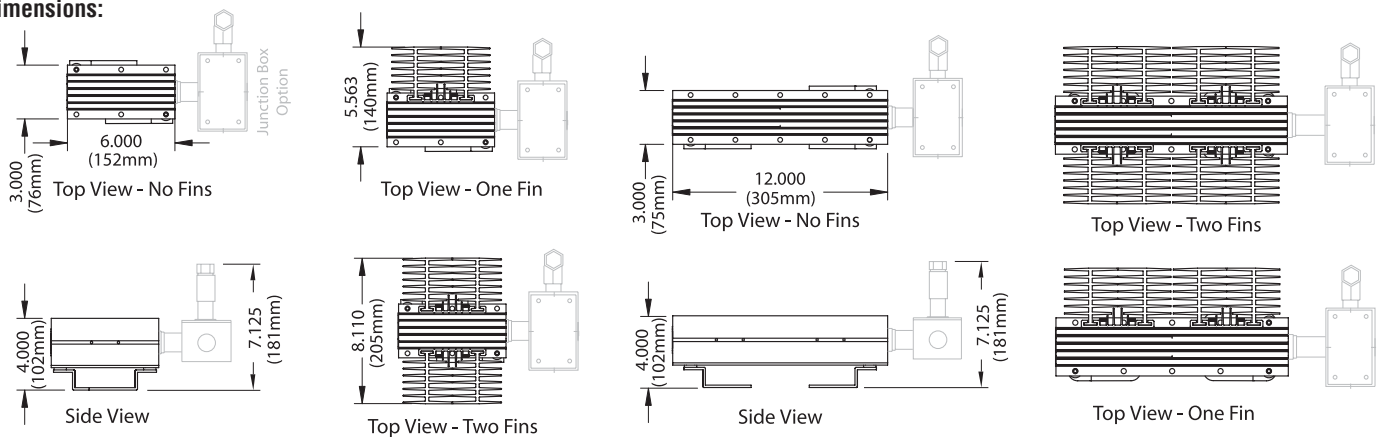
T-Series enclosure heaters are designed with standard redundant internal protection for long trouble free operation. They are also configurable for horizontal or vertical installation with maximum efficiency. Standard temperature ratings

and operating voltages are listed. Consult factory for other T-ratings, operating voltages and temperature control set points if required.

Specifications:

Wattage:	Up to 400 watts / unit for T3 Up to 600 watts / unit for T2
Supply voltage:	115, 230 and 277VAC (special order 12 & 24VDC, and 100 & 208VAC)
Classifications:	NEC & CSA: Class I Division 1 Group A, B, C, & D (T2 or T3), ATEX: Zone I EEx d IIC T3
Mounting:	Variable positioning,
Control Options:	Tamper Proof Thermostat - 50°F/10°C, 75°F/25°C, 100°F/40°C, 125°F/50°C, 150°F/65°C

Dimensions:



T-Series Enclosure Heater

Model Number*

T-Series Heater	T	X	#	#	##	XX	#	X	XX	X
6" (150mm) Standard Body		S								
12" (305mm) Extended Body		E								
T3 – Standard S and E body (maximum surface temperature 200°C/392°F)			3							
T2 – Optional for 600W applications E body only (maximum surface temperature 300°C/572°F)			2							
115 VAC				1						
230 VAC				2						
277 VAC				3						
100 W					10					
150 W					15					
200 W					20					
300 W (TE Body Only)					30					
400 W (TE Body Only)					40					
600 W (T2, TE Body Only)					60					
CI I, Div 2 Gp ABCD						D2				
CI I, Div 1 Gp CD						CD				
CI I, Div 1 Gp ABCD						AB				
EEX d IIC						EX				
50F (10C)							C			
75F (25C)							E			
100F (40C)							G			
125F (50C)							J			
150F (65C)							M			
Standard								JS		
Increased Volume (accommodate termination of additional tracer)								J1		
Increased Volume (accommodate termination of two additional tracers)									J2	
None									9	
One Fin									1	
Two Fins									2	
Horizontal										H
Vertical										V

(Must select optional J1 or J2 junction box for additional volume)

Y CSA & FM Div 2 - B, N, J, P, JV or JN tracers

TC CSA Div 1 - B, N, J, or P tracers

* Refer to T-Series Enclosure Heater Sizing Chart for additional ordering and selection information.